



**BUILD**  
**ALUMINIUM**

A DIVISION OF PRESTIGE PRESSINGS AND COMPONENTS

# ALUMINIUM PRODUCT RANGE CATALOGUE

## UPGRADE YOUR LIFESTYLE

[www.ibuild-mtg.co.za](http://www.ibuild-mtg.co.za)



# The difference. It's in the detail.

“What’s so amazing about iBuild? Everything!”

(iBuild Sales Manager) ★★★★★

Our aim has always been to create products we'd want in our own homes. So we started by taking every detail and designed out any weaknesses or flaws, to make iBuild windows and easy to fit, easy to maintain and simply beautiful.

Now, how many other manufacturers go to such lengths?

“Unbelievable! Everything’s been so well thought-out.”

(iBuild Factory Manager) ★★★★★

We believe little things make a big difference. Look at the [give an example here. This is a placeholder for now](#). We completely assemble every window and door set before it leaves the factory too, to make sure the glazing's perfectly balanced so opening them is a breeze.



“Fantastic - 5 star service !”

★★★★★ (iBuild Customer)

This is a placeholder for an iBuild customer review. Possibly someone from Leroy & Merlin. Or if we could get 2 or 3 customer reviews, that would be great.



# The BUILD Product Range

Whichever product you choose from our Range, you can simply feel the quality. Each is robustly constructed to last a lifetime, with every little detail beautifully engineered for perfection, and designed to make a true style statement in your home.



## Why aluminium?



## Windows & Doors Colour Profiles



\* Imagery and colour swatches used for illustrative purposes only.



### iBuild Casement 30.5mm Window

Crafted to give your home a quality look, our window ranges perfectly complement our Supreme Status and iBuild's door sets. Available in a wide range of configurations and a choice of finishes.

### Monarch Casement 26mm Window

A brilliant way to gain more natural light, space and flexibility, our aluminium casement windows change your home to open plan entertaining. Supplied as a ready-to-assemble set for perfect operation and easy installation.

### Sliding Doors

Flood your living space with natural light. Our stunning sliding doors, superbly engineered to add style, flexibility and security to any home. Available in a range of colours and sizes.

### Folding Stacking Door

A unique look with exceptional quality to match. Our iBuild folding doors are super low maintenance, available in a range of colours and sizes.



### Entrance Doors

Add a real wow factor to your home – available in modern and contemporary styles, iBuild's Entrance Doors are designed and manufactured in South Africa and offer a choice of finishes and colour options.

### Stable / Pivot Doors

Exquisitely engineered and beautiful to look at, our Stable and Pivot Doors add light and space to any room. Available in a range of colours and finishes to match your style.

### Double Hinged Door

Beautifully elegant and designed to allow more light into your home, iBuild's aluminium double hinged doors are available in a range of colours, sizes and door configurations to perfectly suit your home.

### Garage Doors

Our Garage Doors superbly engineered to add style, flexibility and security to any home. Cost effective and low maintenance. Available in a range of colours.






# Aluminium Windows



## Special Features

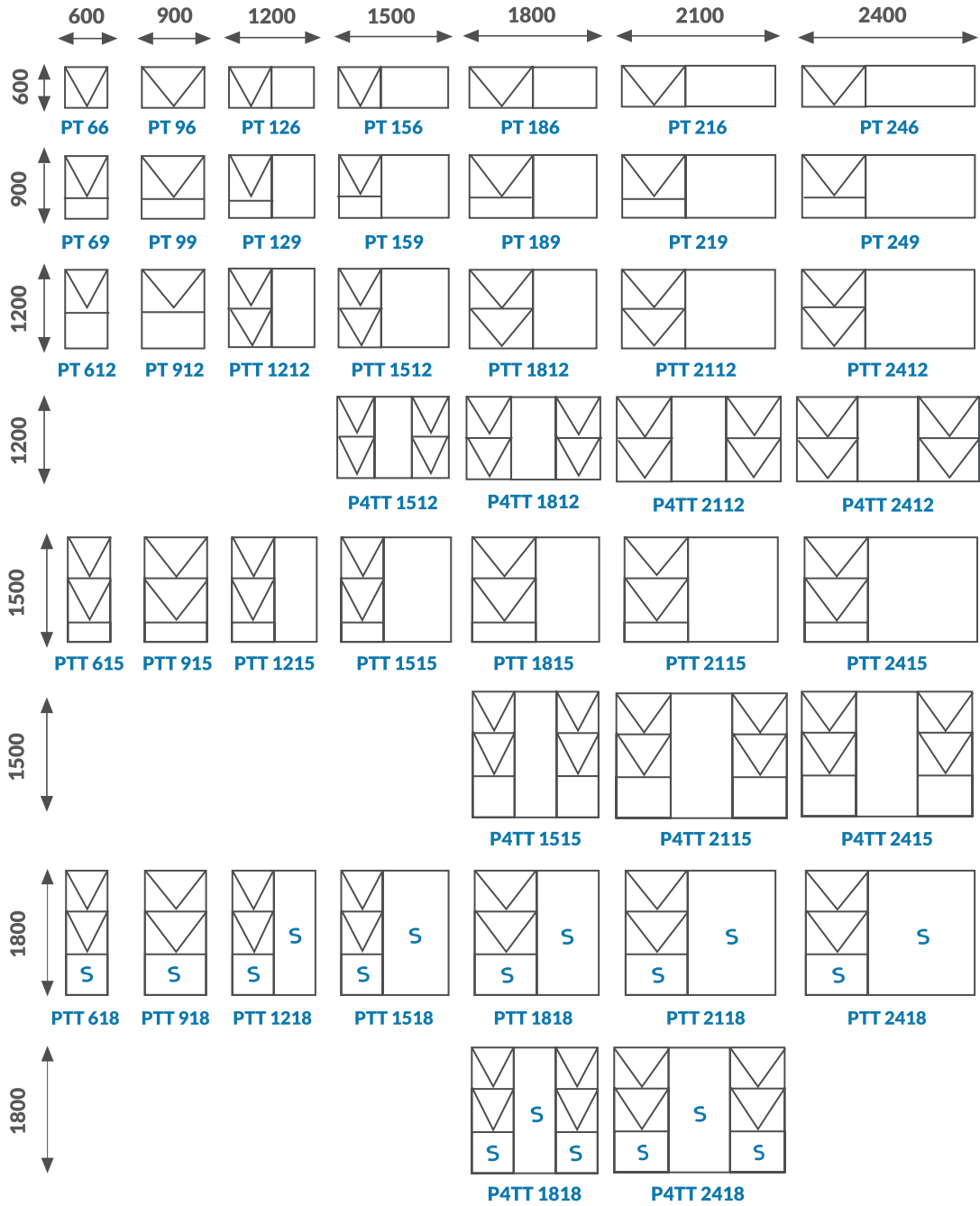
- A high-quality, low cost window requiring minimum maintenance.
- For use in residential and architectural projects.
- Project top hung sashes on concealed friction stays, all sashes are fitted with draught seal to prevent water and air infiltration.
- Window corners are mechanically crimped and sealed.
- All windows come complete with fixing lugs, handles and screws.
- All windows are factory glazed to N part glazing regulations.
- All hardware to coastal regulations of 304 stainless steel quality.
- Windows available in a PT (one vent), PTT (two vent) and P4TT (four vent) configuration.
- Viewed from the outside, all vents as a standard on the left hand side, if vents are required on the right, it needs to be specified.

“Crafted to give your home a quality look.”




## Standard 30,5mm Casement Window Range

Maximum sash size: width 600mm height 600mm. All dimensions indicated are normal opening sizes. Deduct 10mm for actual overall window size. Windows 1800mm and wider get 900mm vents. P4TT windows get 600mm vents.



S – Safety Glass. \*Burglar Bars can be fitted as an optional extra to all openings.



PT CONFIGURATION




PTT CONFIGURATION



P4TT CONFIGURATION



STANDARD GLASS



OBSCURE GLASS




# Aluminium Windows



## Special Features

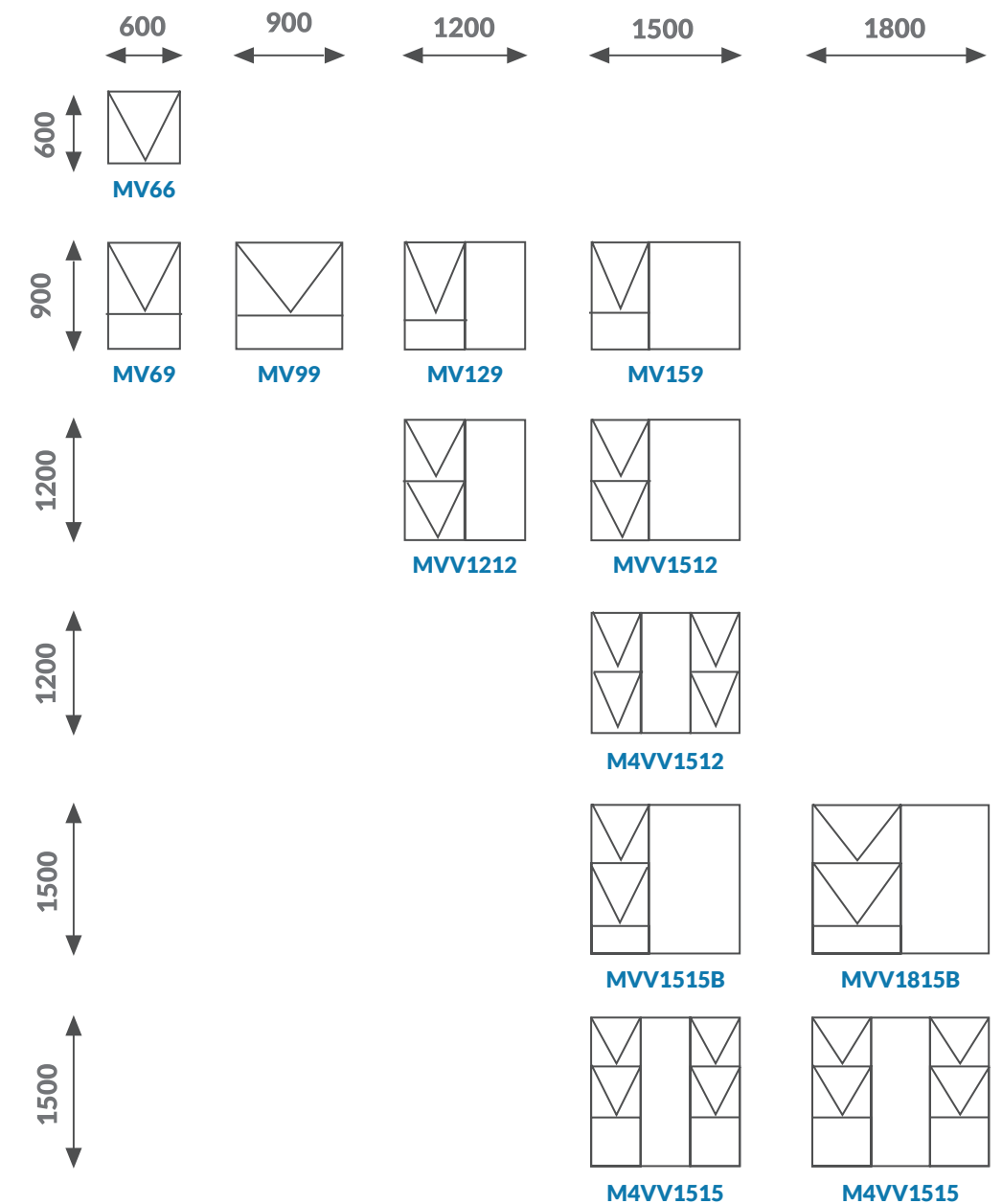
“A brilliant way to gain more natural light and space to any area.”

- A high-quality, low cost window requiring minimum maintenance.
- For use in residential projects.
- Project top hung sashes on concealed friction stays, all sashes are fitted with draught seal to prevent water and air infiltration.
- Window corners are mechanically crimped and sealed.
- All windows come complete with fixing lugs and handles.
- All windows are factory glazed to N part glazing regulations.
- Viewed from the outside, all vents on the left hand side.



## Standard 26mm Casement Window Range

All dimensions indicated are normal opening sizes. Deduct 10mm for actual overall window size. Available in Bronze only.



“Affordable Quality Aluminium Windows”

AVAILABLE IN BRONZE ONLY

BRONZE

\* Imagery and colour swatches used for illustrative purposes only.





# Aluminium Sliding Doors



## Special Features

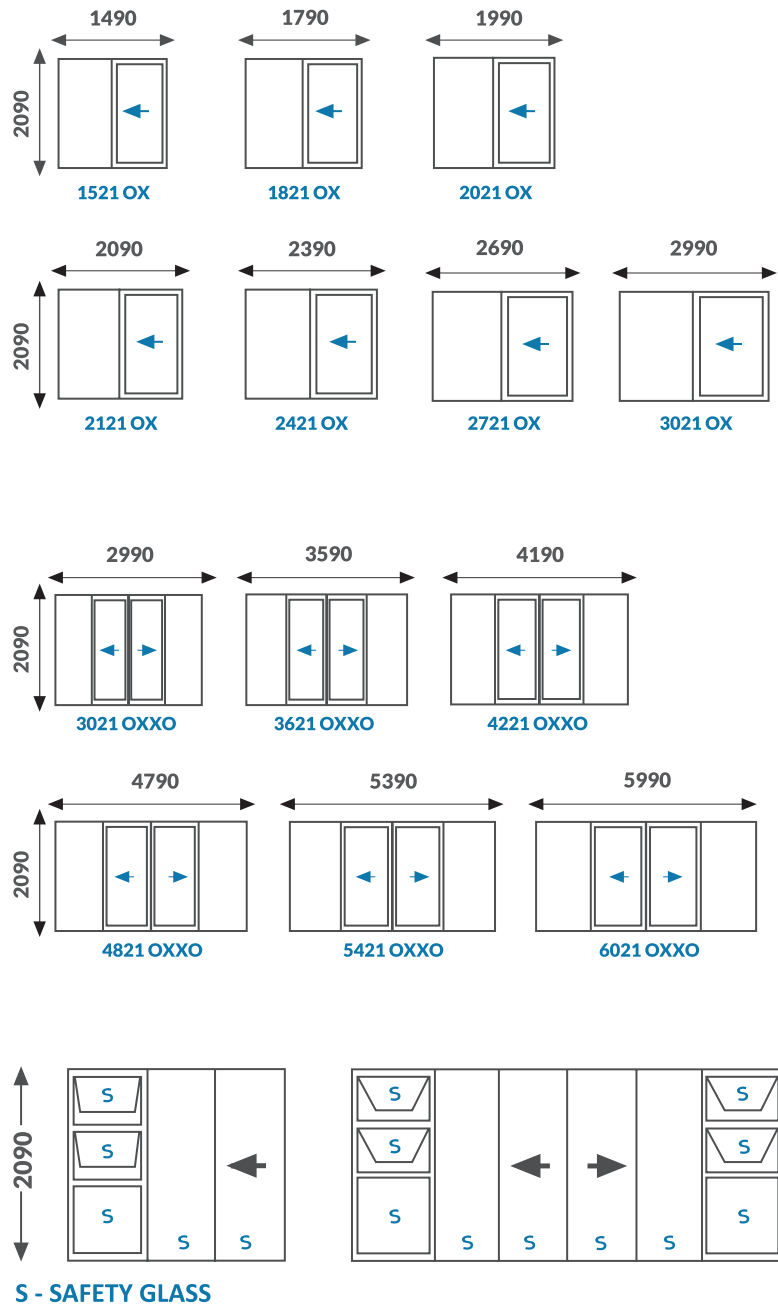
- A high-quality sliding door requiring minimum maintenance.
- For use in residential and architectural projects.
- Doors are glazed with Toughened Safety Glass complying to international standards as well as N Part glazing regulations.
- Doors can be left or right handed.
- Sliding door leaves are completely reversible.
- A cylinder lock and night watch can be fitted as an additional extra.
- Stainless steel rollers ensure smooth gliding action and are made of durable long-lasting materials.
- Sliding door can be coupled to the iBuild sidelight to allow for ventilation whilst the door is closed.
- Design of the sliding door accommodates woolpile to ensure the door is draught resistant, the threshold and high-rise interlock meet the highest 1/175 regulations.

“Flood your living space with natural light.”



## Standard Sliding Doors Range

This is placeholder text for any sub-copy that you would like to add. This is placeholder text for any sub-copy that you would like to add. This is placeholder text for any sub-copy that you would like to add.



AAMSA & SANS 613 Certified  
Toughened Safety Glass 5mm  
Draught Resistant



OX

OXXO



# Aluminium Folding Stacking Doors



## Special Features

“A unique look with exceptional quality to match.”

- A high-quality folding stacking door requiring minimum maintenance.
- Creates maximum opening space.
- Opens as single door, do not have to access by opening the entire door.
- Double seals on uprights.
- Heavy duty aluminium sections.
- All glazed with 5mm toughened safety glass.
- Dual action espanulette flush bolt.
- Lever latch with dead bolt.
- Ironmongery aluminium and stainless steel.




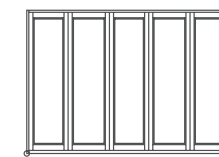
## Folding Stacking Door Range

This is placeholder text for any sub-copy that you would like to add. This is placeholder text for any sub-copy that you would like to add. This is placeholder text for any sub-copy that you would like to add.

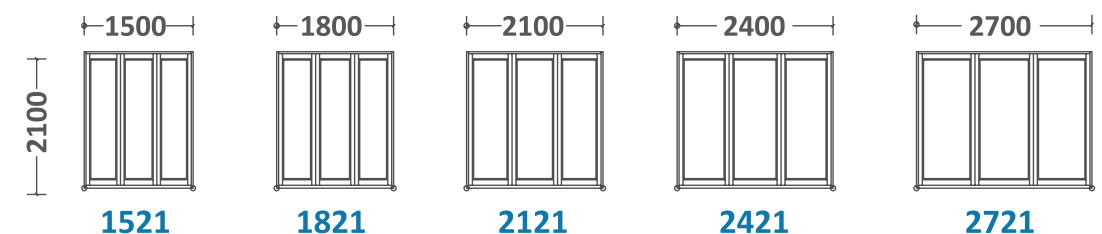
### 3 Panels



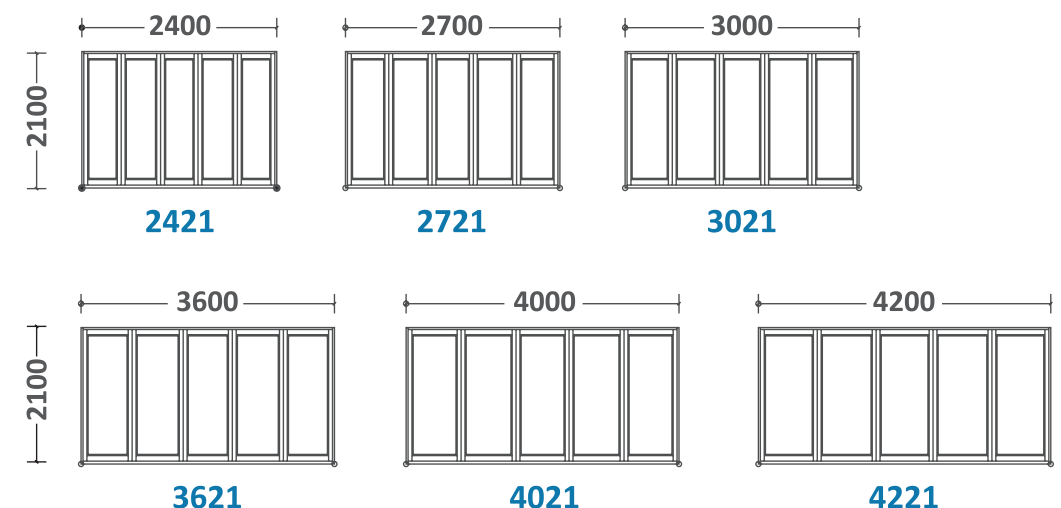
### 5 Panels



### 3 Panels



### 5 Panels



Glazed with Safety Glass  
Modern & Elegant Look  
Easy to Operate



# Aluminium Entrance Doors



## Special Features

“Add a real wow factor to your home – available in modern and contemporary styles.”

- High quality entrance door requiring minimum maintenance.
- For use in internal and external residential and architectural projects.
- All doors have secure, lockable handles, pre-hung in a frame, pre-glazed for easy installation and are available in four standard colours.
- Glazed with safety glass, complying to national, international standards and Part N Glazing regulations.

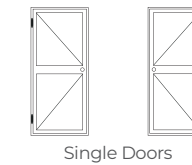


## Entrance Door Range

Elevation seen from the outside. Actual door size is 10mm smaller in height and width.



**HDMM921S10**  
Hinged Door  
Small Pivot Handle  
S10 Reflective Glass



**SGSD921**  
Hinged Door  
EDH Lever Handle  
4mm Pacific Toughened  
OBS Glass



**KPSD921**  
Hinged Door  
EDH Lever Handle  
4mm Pacific Toughened  
OBS Glass



**SASD921**  
Hinged Door  
EDH Lever Handle  
Solid Aluminium



**SGCS921**  
Hinged Door  
EDH Lever Handle  
S10 Reflective Glass



**SSGG921**  
Hinged Door  
EDH Lever Handle  
4mm Pacific Toughened  
OBS Glass

Glazed with Safety Glass  
Modern & Elegant Look  
Virtually Maintenance-Free



# Aluminium Stable & Pivot Doors



## Stable & Pivot Door Range

This is placeholder text for any sub-copy that you would like to add. This is placeholder text for any sub-copy that you would like to add. This is placeholder text for any sub-copy that you would like to add.



**SSDD921**  
Stable Door  
EDH Lever Handle  
4mm Pacific Toughened  
OBS Glass




**SKP921**  
Stable Door  
EDH Lever Handle  
4mm Pacific Toughened  
OBS Glass




**PDM1221S10**  
Pivot Door  
Large Pivot Handle  
S10 Reflective Glass



**PDVCG1221**  
Pivot Door  
Large Pivot Handle  
S10 Reflective Glass



**PDPAT1221**  
Pivot Door  
Large Pivot Handle  
S10 Reflective Glass



**CBPAT1221**  
Pivot Door  
Large Pivot Handle  
S10 Reflective Glass

## Special Features

“Exquisitely engineered  
and beautiful to look at.”

- High quality entrance door requiring minimum maintenance.
- For use in internal and external residential and architectural projects.
- All doors have secure, lockable handles, pre-hung in a frame, pre-glazed for easy installation and are available in four standard colours.
- Glazed with safety glass, complying to national, international standards and Part N Glazing regulations.



Glazed with Safety Glass  
Modern & Elegant Look  
Virtually Maintenance-Free

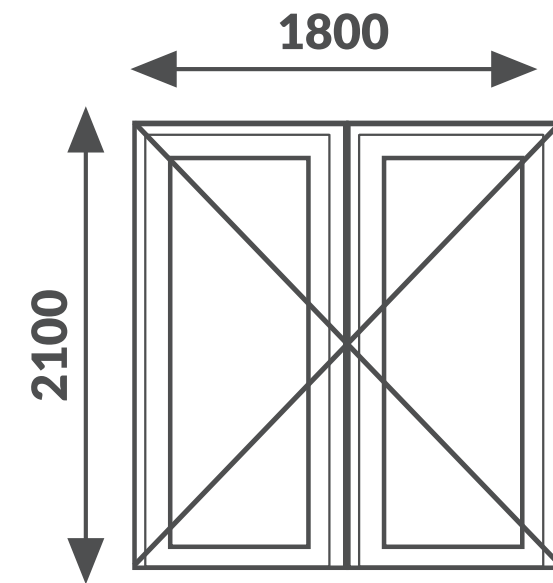


# Aluminium Double Hinged Doors



## Double Hinged Doors

This is placeholder text for any sub-copy that you would like to add. This is placeholder text for any sub-copy that you would like to add. This is placeholder text for any sub-copy that you would like to add.



## Special Features

“Beautifully elegant and designed to allow more light into your home.”

- High quality entrance door requiring minimum maintenance.
- For use in internal and external residential and architectural projects.
- All doors have secure, lockable handles, pre-hung in a frame, pre-glazed for easy installation and are available in four standard colours.
- Glazed with toughened safety glass, complying to national, international standards and Part N Glazing regulations.
- Opens as a single door, don't have to access by opening the whole door.
- Creates maximum opening space.



Glazed with Safety Glass  
Modern & Elegant Look  
Virtually Maintenance-Free



# Aluminium Garage Doors



## Construction

“Superbly engineered to add style, flexibility and security to any home.”


- Standard panels are galvanized or galvanized pre-painted, pressed steel sheets of suitable thickness. chromodek coloured panels are available in a range of colours.
- Supporting posts and guides are manufactured from galvanized steel sheets of 1.0mm thickness.
- Centrally located lock and handle combination with locking bars on both sides of door for improved security and easy opening.
- Continuous polyurethane runners fitted to both sides of door curtain ensuring quiet, easy operation.
- No grease required on guides.

## Specifications (Standard Single Size)

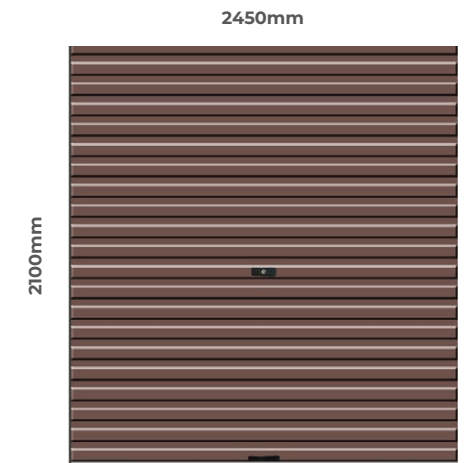
Opening Height: 2100mm

Opening Width: 2450mm / 2550mm

Head Room: 390mm

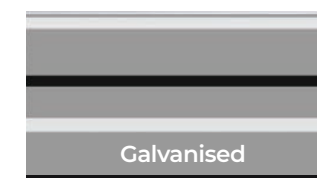
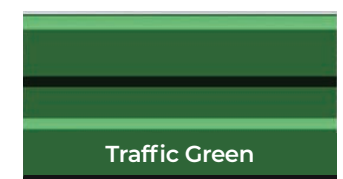
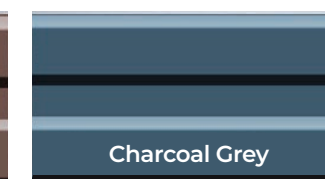
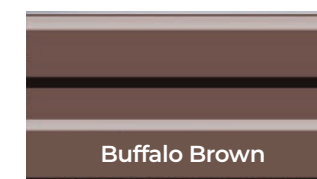


**GD2450**  
2450 x 2100mm



**GD2550**  
2550 x 2100mm

## Available in:



Efficient | Durable | Strong | Solid | Space Saving  
Cost Effective | Low Maintenance





**BUILD**  
**ALUMINIUM**

A DIVISION OF PRESTIGE PRESSINGS AND COMPONENTS

**A DIVISION OF PRESTIGE  
PRESSINGS AND COMPONENTS**

Disclaimer: All Images and colour swatches used for illustrative purposes only.

+27 11 841 8800  
sales@ibuild-mtg.co.za  
6 Falkirk Road, Ext 12, Benoni, 1501

[www.ibuild-mtg.co.za](http://www.ibuild-mtg.co.za)

